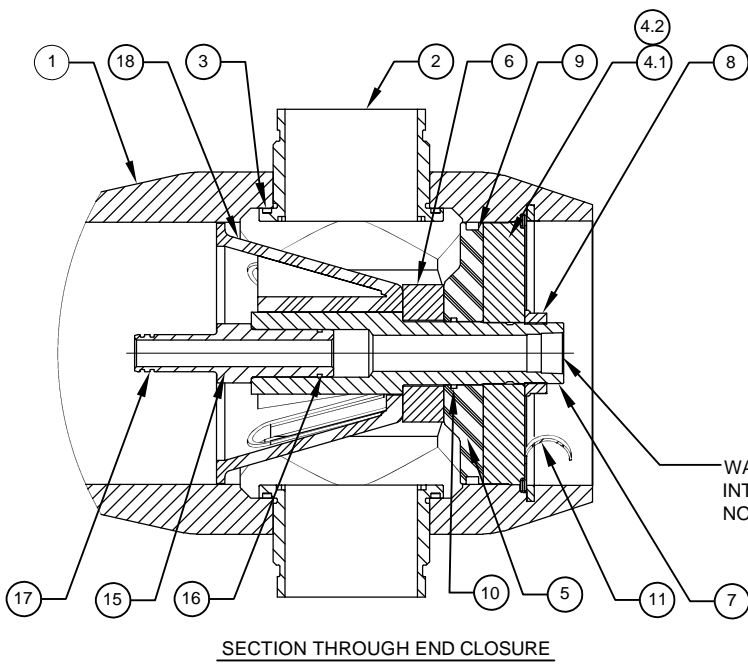


VIEW AT CENTER SUPPORT  
 CENTER VESSEL ON 2 OR 3 SUPPORTS  
 AT SPAN(S) "S" : 3 SUPPORTS REQUIRED  
 FOR LENGTHS -4 AND ABOVE

PORT SIZE CODE	
G	3" GROOVED END
I	4" GROOVED END

CAUTION: INCORRECT MANIFOLDING  
 WILL CAUSE SEVERE LOCAL STRESS  
 AROUND PORT AND MAY RESULT IN  
 LEAKS AND PREMATURE FAILURE;  
 TAKE EVERY PRECAUTION LISTED  
 ON REVERSE, SEE INSTALLATION  
 INSTRUCTIONS FOR FURTHER DETAILS



WARNING  
 INTERNAL PORT PRESSURE  
 NOT TO EXCEED 125 PSI #

DWG REF	QTY	PART NUMBER	DESCRIPTION	MATERIAL
<b>SHELL</b>				
1	1	99229	SHELL	Filament Wound Epoxy/Glass composite - Head locking grooves integrally wound in place.
2	A/R	A/R	F/C Port	SA-351 CF3M
3	A/R	A/R	F/C Port Seal	Ethylene Propylene
<b>HEAD</b>				
4	2	194470	Bearing Plate Assembly	-
4.1	1	96156	Bearing Plate	SB-221 A96061-T6
4.2	1	96264	Danger Label	-
5	2	96159	Sealing Plate	Engineering Thermoplastic.
6	2	96262	Spacer	Engineering Thermoplastic.
7	2	96263	Permeate Port	Engineering Thermoplastic.
8	2	45066	Port Nut	Engineering Thermoplastic.
9	2	96000	Head Seal	Ethylene Propylene - O - Ring
10	2	45312	Perm Port Seal	Ethylene Propylene - O - Ring
<b>HEAD INTERLOCK</b>				
11	2	47336	Quick Release Spiral Ring	SA-479 316
<b>ELEMENT INTERFACE</b>				
12	2*	52169	Saddle	Engineering Thermoplastic.
13	2*	45042	Strap Assy.	304 Stainless Steel-PVC Cushion.
14	4**	46265	Strap screw.	5/16-18 UNC, 2.5" L, 18-8 Stainless Steel.
15	2	A/R	Adapter	Engineering Thermoplastic.
16	2	52245	Adapter seal	Ethylene Propylene - O - Ring
17	4	A/R	PWT Seal	Ethylene Propylene - O - Ring
18	1	96163	Thrust Cone	Engineering Thermoplastic.

\* 3 & \*\*6 each furnished with length code 4,5,6,7&8.

NO. OF PORTS	PORT LOCATION			VESSEL QTY.
Dash Length	L IN(MM)	P IN(MM)	S IN(MM)	Approx Weight LB(KG)**
-1	62.65 (1591)	48 (1219)	10X1 (254)	104 (47)
-2	102.65 (2607)	88 (2235)	50X1 (1270)	119 (54)
-3	142.65 (3623)	128 (3251)	80X1 (2032)	133 (60)
-4	182.65 (4639)	168 (4267)	64X2 (1626)	147 (67)
-5	222.65 (5655)	208 (5283)	78X2 (1981)	162 (73)
-6	262.65 (6671)	248 (6299)	92X2 (2337)	176 (80)
-7	302.65 (7687)	288 (7315)	106X2 (2692)	191 (87)
-8	342.65 (8703)	328 (8331)	120X2 (3048)	205 (93)

**GENERAL NOTES:**  
 1. MAX. ANGULAR VARIATION BETWEEN ANY PORT ±0.5°.  
 2. DIMENSION IN INCHES (MM APPROX.).  
 3. SHELL EXTERIOR COATED WITH WHITE RAL 9003, HIGH GLOSS POLYURETHANE PAINT.  
 4. ITEM 18 DOWNSTREAM ONLY.  
 5. NOT TO BE USED FOR CONSTRUCTION UNLESS CERTIFIED BY PENTAIR.  
 # 300 PSI FOR METALLIC PERMEATE PORT. FOR OPTIONAL PART NUMBERS, REFER PAGE 3.  
 \*\* WEIGHTS GIVEN IN THE TABLE ARE FOR HIGHEST CONFIGURATION AND WILL VARY WITH CHANGE IN CONFIGURATION.

THIS DOCUMENT AND THE INFORMATION CONTAINED HEREIN, ARE THE CONFIDENTIAL AND PROPRIETARY INFORMATION OF PENTAIR INDIA PVT. LTD. PENTAIR INDIA PVT. LTD. IS THE SOLE OWNER OF THE INFORMATION AND PROCESSES DEFINED HEREIN. THIS DOCUMENT, AND THE INFORMATION CONTAINED, MAY NOT BE DISCLOSED, REPRODUCED, DUPLICATED, USED, SOLD, PUBLISHED, COMMUNICATED OR OTHERWISE DISTRIBUTED, IN WHOLE OR IN PART, FOR ANY PURPOSE WITHOUT THE EXPRESS WRITTEN CONSENT OF PENTAIR INDIA PVT. LTD. THIS DOCUMENT AND ANY COPIES, IN ALL APPLICABLE FORMATS, SHALL BE RETURNED TO PENTAIR INDIA PVT. LTD. UPON REQUEST.

ALL INDICATED PENTAIR TRADEMARKS AND LOGOS ARE PROPERTY OF PENTAIR. THIRD PARTY REGISTERED AND UNREGISTERED TRADEMARKS AND LOGOS ARE PROPERTY OF THEIR RESPECTIVE OWNERS. BECAUSE WE ARE CONTINUOUSLY IMPROVING OUR PRODUCTS AND SERVICES, PENTAIR RESERVES THE RIGHT TO CHANGE SPECIFICATIONS WITHOUT PRIOR NOTICE. PENTAIR IS AN EQUAL OPPORTUNITY EMPLOYER.

© 2021 Pentair. All Rights Reserved.

**PENTAIR CODELINE** VERNA, GOA INDIA

DRAWN BY: PGS	DRAWING DESCRIPTION: MODEL - 80U30 MEMBRANE HOUSING	DRAWING NO.: 99021	REV.: Z
DATE: 17/03/06	CUSTOMER NAME:	VESSEL MODEL: 80U30	
CHECKED BY: MD	DATE: 17/03/06	TOTAL QTY: -	
APPROVED BY: RM	DATE: 17/03/06	PROJECT NAME: -	SCALE: NONE
ECN NO.: 6040	DATE: 25/04/22	CUSTOMER P.O.#: -	PAGE NO.: 01 OF 03

**RATING:**

DESIGN PRESSURE.....300 PSIG  
(2.07 MPa)  
MAX. OPERATING TEMP.....190°F  
(88°C)  
MIN. OPERATING TEMP.....20°F  
(-7°C)  
FACTORY TEST PRESSURE.....CE /ASME  
450PSIG/330PSIG  
(3.1 MPa)/(2.27 MPa)  
QUALIFICATION PRESSURE .....1800 PSI  
(12.4 MPa)

**INTENDED USE:**

The CodeLine 80U30 Fiberglass RO Pressure Vessel is designed for continuous, long term use as a housing for reverse osmosis membrane elements to desalt typical brackish waters at pressures up to 300 psi. Any make of eight-inch nominal diameter spiral-wound element is easily accommodated; the appropriate interfacing hardware for the element specified is furnished with the vessel.

The CodeLine 80U30 is designed in accordance with the engineering standards of the Boiler and Pressure Vessel Code of the American Society of Mechanical Engineers (ASME) Section X Edition 2021. F/C port, Bearing plate and Quick release spiral ring are designed as per ASME Section VIII Division I Edition 2021.

At small additional cost vessels can be inspected during construction by an ASME Authorized Inspector and ASME Code stamped.

The CodeLine 80U30 must be installed, operated and maintained in accordance with the listed precautions and good industrial practice to assure safe operation over a long service life.

The high performance Filament wound FRP shell must be allowed to expand under pressure; undue restraint at support points or piping connections can cause leaks to develop in the shell. This side-ported vessel requires special precautions in mounting and connection to piping so that the vessel will not be subjected to excessive stress due to bending moments acting at the side openings in the fiberglass shell. The end closure, incorporating close fitting, interlocking metal components, must be kept dry and free of corrosion; deterioration can lead to catastrophic mechanical failure of the head.

Pentair will assist the purchaser in determining the suitability of this standard vessel for their specific operating conditions. The final determination however, including evaluation of the standard material of construction for compatibility with the specific corrosive environment, shall be the responsibility of the purchaser. Alternate materials with enhanced corrosion resistance are available on special order.

Specifications are subject to change without notice.

**PRECAUTIONS:**

- DO...read, understand and follow all instructions; failure to take every precaution will void warranty and may result in vessel failure
- DO...mount the shell on horizontal members at span "S" using compliant vessel supports furnished; Shim saddles if required. Tighten hold down straps just snug
- DO...align and center side ports with the manifold header. Correct, causes of misalignment in a row of vessels connected to the same header
- DO...use flexible type IPS grooved-end pipe couplings, at side ports; allow full, 0.125 inch gap between port and piping, and position piping to maximize flexibility of connection.
- DO...provide flexible in, and support for piping manifolds so that vessel can grow in length under pressure without undue restraint; provide additional flexible joints in large pipes leading to manifold header.
- DO...provide overpressure protection for vessel set at not more than 105% of design pressure
- DO...inspect end closures regularly; replace components that have deteriorated and correct causes of corrosion
- DO... Lubricate seals sparingly, using nonpetroleum based lubricants, i.e. Glycerin or suitable lubricants
- DO NOT...work on any component until first verifying that pressure is relieved from vessel
- DO NOT...make rigid piping connections to ports or clamp vessel in any way that resists growth of fiberglass shell under pressure;  
\*\*\*ΔDIA = 0.015 in. (0.4mm) and  
\*\*\*ΔL = 0.2 in. (5mm) for a length code -8 vessel
- DO NOT... hang piping manifolds from ports or use vessel in any way to support other components
- DO NOT...tighten Permeate Port connection more than one turn past hand tight
- DO NOT... operate vessel without connecting both Permeate Ports internally to complete set of elements or otherwise plug ports internally so that external piping connection is not subjected to feed pressure
- DO NOT...install Spacer on downstream end of vessel
- DO NOT...operate vessel without Thrust Cone installed downstream
- DO NOT...pressurize vessel until double-checking to verify that the Locking Ring is in place and fully seated.
- DO NOT...operate vessel at pressure and temperature in excess of its rating.
- DO NOT...operate vessel with permeate pressure in excess of 125 psi at 190°F (0.86 Mpa at 88°C).
- DO NOT...tolerate leaks or allow end closures to be routinely wetted in any way
- DO NOT...operate outside the pH range 3-11.

For complete information on proper use of the vessel please refer to the 80U Series USER'S GUIDE 94315

**ORDERING:**

Using the chart below, please check the features you require

**VESSEL LENGTH CODE – please check one**

MODEL 80U30  -1  -2  -3  -4  -5  -6  -7  -8

**MEMBRANE BRAND AND MODEL**

Please supply adapters for the following membrane brand and specific model  
Brand \_\_\_\_\_ Model \_\_\_\_\_

**CERTIFICATION REQUIRED**

- Hydro testing at 1.5 times the design pressure.  
 CE Marked
- Hydro testing at 1.1 times the design pressure.  
 ASME Stamped and National Board Registered.  
 In compliance with the ASME Section X, but not Code Stamped

ADAPTER KITS	
UP STREAM	DOWN STREAM

**PERMEATE PORT SELECTION**

Serial Number End

Size of the Permeate Port  1"  1.25"  1.5"  
Type of Connection  FNPT  MNPT  BSPTM  BSPTF  IPS GROOVED  
Material of Construction  Noryl  SS316L  Zeron 100

Non Serial Number End

Size of the Permeate Port  1"  1.25"  1.5"  
Type of Connection  FNPT  MNPT  BSPTM  BSPTF  IPS GROOVED  
Material of Construction  Noryl  SS316L  Zeron 100

**Note:**

- Standard offering is 1.0" FNPT in Noryl.
- 1.25" & 1.5" BSPTF, 1.25" & 1.5" FNPT connections cannot be offered.

**STRAP ASSEMBLY**

SS304  SS316  SS316L

**FEED/CONCENTRATE PORT SELECTION**

Material of Construction  CF3M  Duplex SS (CD3MN)  Super Duplex SS (CD3MWCuN)

Configuration  CF3M 115I

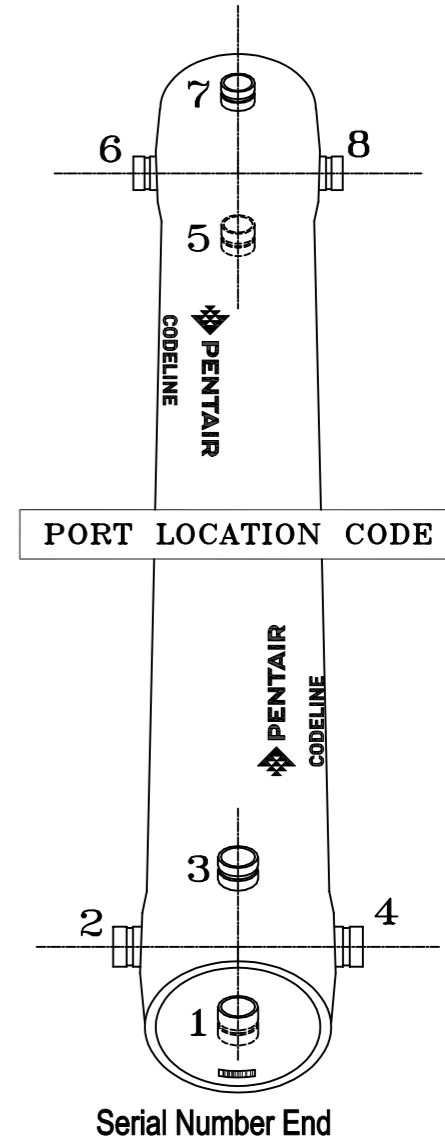
Multi ports:  
Ports not available in 90° configurations.

Serial number end

Opposite end

**BEARING PLATE MATERIAL**

A96061 T6 Aluminium  
 Stainless Steel 316L



CODELINE BODY LABELS ARE PLACED AT 90° ON SERIAL NUMBER END AND AT 270° ON THE OPPOSITE SIDE END

**GENERAL NOTES:**  
1. REFER PAGE-3 FOR OPTIONAL PART NUMBERS.

THIS DOCUMENT AND THE INFORMATION CONTAINED HEREIN, ARE THE CONFIDENTIAL AND PROPRIETARY INFORMATION OF PENTAIR INDIA PVT. LTD. PENTAIR INDIA PVT. LTD. IS THE SOLE OWNER OF THE INFORMATION AND PROCESSES DEFINED HEREIN. THIS DOCUMENT, AND THE INFORMATION CONTAINED, MAY NOT BE DISCLOSED, REPRODUCED, DUPLICATED, USED, SOLD, PUBLISHED, COMMUNICATED OR OTHERWISE DISTRIBUTED, IN WHOLE OR IN PART, FOR ANY PURPOSE WITHOUT THE EXPRESS WRITTEN CONSENT OF PENTAIR INDIA PVT. LTD. THIS DOCUMENT AND ANY COPIES, IN ALL APPLICABLE FORMATS, SHALL BE RETURNED TO PENTAIR INDIA PVT. LTD. UPON REQUEST.

ALL INDICATED PENTAIR TRADEMARKS AND LOGOS ARE PROPERTY OF PENTAIR. THIRD PARTY REGISTERED AND UNREGISTERED TRADEMARKS AND LOGOS ARE PROPERTY OF THEIR RESPECTIVE OWNERS. BECAUSE WE ARE CONTINUOUSLY IMPROVING OUR PRODUCTS AND SERVICES, PENTAIR RESERVES THE RIGHT TO CHANGE SPECIFICATIONS WITHOUT PRIOR NOTICE. PENTAIR IS AN EQUAL OPPORTUNITY EMPLOYER.

© 2021 Pentair. All Rights Reserved.

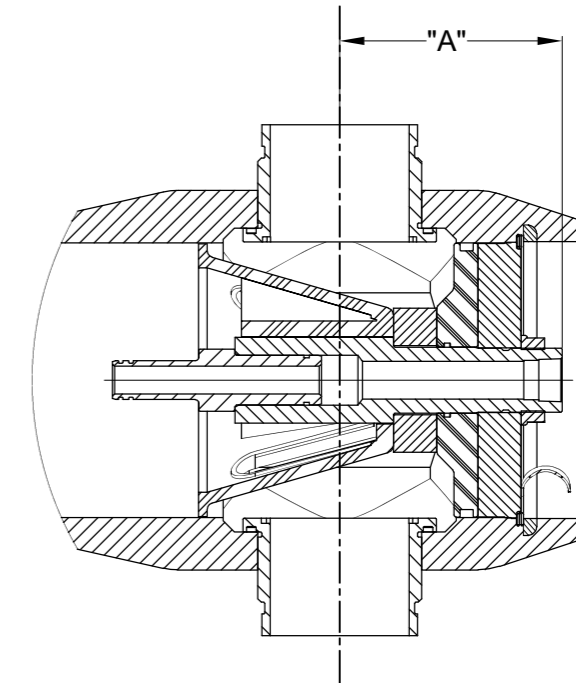
		<b>PENTAIR</b> <b>CODELINE</b>		VERNA, GOA INDIA	
CHECKED BY: MD DATE: 17/03/06	APPROVED BY: RM DATE: 17/03/06	CUSTOMER NAME: -	PROJECT NAME: -	VESSEL MODEL: 80U30	TOTAL QTY: -
ECN NO.: 6040 DATE: 25/04/22	CUSTOMER P.O.#: -	SIZE: A3	SCALE: NONE	PAGE NO.: 02 OF 03	

BEARING PLATE PART NUMBERS		
PERMEATE PORT SIZE	ALUMINIUM	SS F316L ###
1.0"/1.25"	194470	194532
1.5"	194501	194563

SEALING PLATE PART NUMBERS	
Standard used for Aluminium BP	96159
Optional used for SS F316L BP	97404

PERM PORT RETAINER RING & PORT NUT PART NUMBERS			
1.0" / 1.25"	Standard Port nut	Engineering Thermoplastic	45066
1.5"	Port Retainer Ring	Stainless Steel	45247

STRAP ASSEMBLY PART NUMBERS		
SS 304	SS 316	SS 316L
45042	46926 <sup>+</sup>	94371 <sup>+</sup>



SECTION THROUGH END CLOSURE

F/C PORT & SEAL PART NUMBER				
SIZE	*CF3M	**CD3MN	***CD3MWCuN	SEAL
4"	96266	96884	96647	96265
3"	96567	97443	96659	98621

PERMEATE PORT PART NUMBERS & PERMPORT TO F/C PORT OFFSET DISTANCE											
SIZE	MATERIAL	FNPT		MNPT		BSPTF		BSPTM		IPS GROOVED	
		PART NUMBER	DIM "A"	PART NUMBER	DIM "A"	PART NUMBER	DIM "A"	PART NUMBER	DIM "A"	PART NUMBER	DIM "A"
1.0"	NORYL	96263	6.8	97411	7.8	97414	6.8	97417	7.8	97420	8.1
	SS 316L # #	97410	6.8	97412	7.8	97415	6.8	97418	7.8	97421	8.1
	#ZERON 100	97296	6.8	97413	7.8	97416	6.8	97419	7.8	97422	8.1
1.25"	NORYL/PET	NA	NA	97467	7.8	NA	NA	97425	7.8	97428	8.1
	SS 316L # #	NA	NA	97423	7.8	NA	NA	97426	7.8	97429	8.1
	#ZERON 100	NA	NA	97424	7.8	NA	NA	97427	7.8	97430	8.1
1.5"	NORYL/PET	NA	NA	97431	7.4	NA	NA	97434	7.4	97437	8.0
	SS 316L # #	NA	NA	97432	7.4	NA	NA	97435	7.4	97438	8.0
	#ZERON 100	NA	NA	97433	7.4	NA	NA	97436	7.4	97439	8.0

**GENERAL NOTES:**

DIMENSIONS IN INCHES (MM APPROX.).

\* GRADE SA-351 CF3M.

\*\* GRADE SA-995 CD3MN (UNS J92205).

\*\*\* GRADE SA-995 CD3MWCuN (UNS J93380)

# GRADE SA-479 UNS S32760/S32750

## GRADE SA-479 316L

### GRADE SA-182 F316L

+ OPTIONAL STRAP ASSEMBLY WITH SS-316 & 316L SHALL BE SUPPLIED AS PER METRIC STANDARDS.

THIS DOCUMENT AND THE INFORMATION CONTAINED HEREIN, ARE THE CONFIDENTIAL AND PROPRIETARY INFORMATION OF PENTAIR INDIA PVT. LTD. PENTAIR INDIA PVT. LTD. IS THE SOLE OWNER OF THE INFORMATION AND PROCESSES DEFINED HEREIN. THIS DOCUMENT, AND THE INFORMATION CONTAINED, MAY NOT BE DISCLOSED, REPRODUCED, DUPLICATED, USED, SOLD, PUBLISHED, COMMUNICATED OR OTHERWISE DISTRIBUTED, IN WHOLE OR IN PART, FOR ANY PURPOSE WITHOUT THE EXPRESS WRITTEN CONSENT OF PENTAIR INDIA PVT. LTD. THIS DOCUMENT AND ANY COPIES, IN ALL APPLICABLE FORMATS, SHALL BE RETURNED TO PENTAIR INDIA PVT. LTD. UPON REQUEST.

ALL INDICATED PENTAIR TRADEMARKS AND LOGOS ARE PROPERTY OF PENTAIR. THIRD PARTY REGISTERED AND UNREGISTERED TRADEMARKS AND LOGOS ARE PROPERTY OF THEIR RESPECTIVE OWNERS. BECAUSE WE ARE CONTINUOUSLY IMPROVING OUR PRODUCTS AND SERVICES, PENTAIR RESERVES THE RIGHT TO CHANGE SPECIFICATIONS WITHOUT PRIOR NOTICE. PENTAIR IS AN EQUAL OPPORTUNITY EMPLOYER.

© 2021 Pentair. All Rights Reserved.



DRAWN BY:	PGS	DRAWING DESCRIPTION:	DRAWING NO.:	REV.:
DATE:	17/03/06	MODEL - 80U30 MEMBRANE HOUSING	99021	Z
CHECKED BY:	MD	CUSTOMER NAME:	VESSEL MODEL:	
DATE:	17/03/06	-	80U30	
APPROVED BY:	RM	PROJECT NAME:	TOTAL QTY:	
DATE:	17/03/06	-	-	
ECN NO.:	6040	CUSTOMER P.O.#:	SIZE:	SCALE:
DATE:	25/04/22	-	A3	NONE
				PAGE NO.:
				03 OF 03